



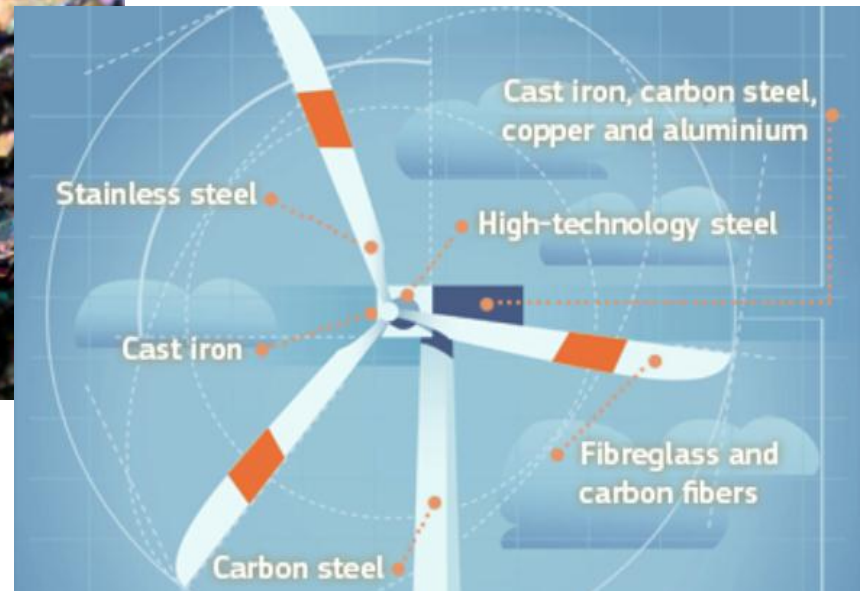
PARTENARIADO EUROPEO DE INNOVACIÓN DE MATERIAS PRIMAS



Raw Materials
Alternate
Recycle
Extract



- https://www.youtube.com/embed/LLN-UpN_7Fc



European Innovation Partnerships (EIPs)

EIP de Materias Primas

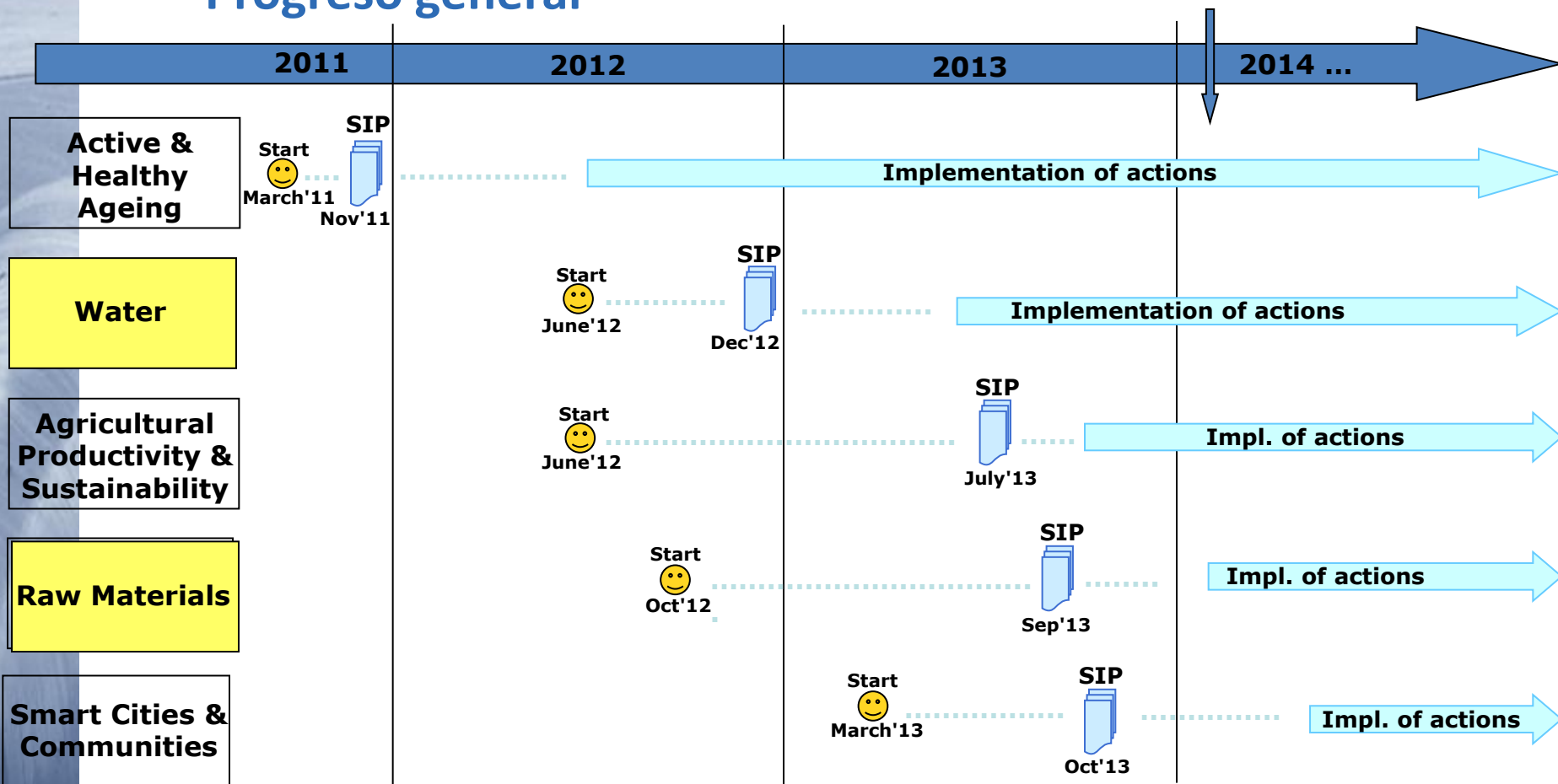
- Lidera DG Enterprise
- Apoya DG RTD (Directorate ENV)
- https://www.youtube.com/watch?v=XPwVrH3_-00&feature=voutu.be

The screenshot shows the 'Enterprise and Industry' section of the European Commission website. The main heading is 'Raw materials European Innovation Partnership (EIP)'. Below this, there is a text block stating: 'The supply of raw materials, the lifeblood of today's high-tech industry, is increasingly under pressure. With a view to increasing the availability of raw materials for Europe, the European Commission has proposed a European Innovation Partnership on raw materials.' To the right of this text is a graphic with the text 'Raw Materials Alternate Recycle Extract'. Below the main text, there is a section titled 'Innovation can be a powerful vehicle in meeting Europe's challenges in the field of raw materials...' and another section titled 'Action is also needed to develop substitutes for critical raw materials...'. A sidebar on the left contains a navigation menu with items like 'Enterprise and Industry', 'Raw materials', 'International aspects', 'Sustainable supply in the EU', 'Recycling and resource efficiency', and 'European Innovation partnership'.

The image shows the cover page of a communication from the European Commission. At the top left is the European Union flag and the text 'EUROPEAN COMMISSION'. To the right, it says 'Brussels, 29.2.2012 COM(2012) 82 final'. The main title is 'COMMUNICATION FROM THE COMMISSION TO THE EUROPEAN PARLIAMENT, THE COUNCIL, THE EUROPEAN ECONOMIC AND SOCIAL COMMITTEE AND THE COMMITTEE OF THE REGIONS'. Below this is the subtitle 'MAKING RAW MATERIALS AVAILABLE FOR EUROPE'S FUTURE WELL-BEING' and the main title 'PROPOSAL FOR A EUROPEAN INNOVATION PARTNERSHIP ON RAW MATERIALS'. At the bottom, it says '{SWD(2012) 27 final}'.

European Innovation Partnerships (EIPs)

Progreso general



Start: Endorsement by Council (following Commission proposal)

SIP: Strategic Implementation Plan (issued by Steering Group)

Implementation of actions: Execution of priority actions (following 'Invitations for Commitments', forming 'Action/Operational Groups', setting up 'Marketplaces', Conferences ...)

**High Level Steering Group
Sherpa Group
Members**

Organisation HLSG member Sherpa

Commissioners

Commissioner for Environment	Janez Potočnik	Soledad Blanco / William Neale
Commissioner for Research, Innovation and Science	Máire Geoghegan-Quinn	Renzo Tomellini
Vice-President for Industry and Entrepreneurship	Antonio Tajani	Gwenole Cozigou

Ministers

French Minister of Industrial Renewal	Arnaud Montebourg	Alain Liger
Swedish Minister of Environment	Lena Ek	Jeanette Edblad
Austrian Minister of Economy	Reinhold Mitterlehner	Robert Holnsteiner
Greek Deputy Minister of Environment, Energy and Climate Change	Asimakis Papageorgiou	Konstantinos Georgoulakis
German Minister of Economics and Technology	Philipp Rösler	Peer Hoth
Polish Deputy-Prime Minister and Minister of Economy	Grażyna Henclawska	Zbigniew Kamiński
Ministry of Environment of the Slovak Republic	Peter Žiga	Vojtech Ferencz
Spanish Secretary of State for Science, Technology and Innovation	Carmen Vela	Carolina Rodríguez

European Investment Bank

	Christopher Hurst/Werner Hoyer	Eberhard Gschwindt
--	--------------------------------	--------------------

Research Organisations

ERAMIN, ERA-NET on Raw materials	Patrice Christmann	Elisabeth Kohler
ETP-SMR, European Technology Platform on Sustainable mineral resources	Corina Hebestreit	Johannes Drielsma
Eurogeosurveys - EGS -EU	Mart Van Bracht	Asko Käpyaho
University of Leoben	Peter Moser	Manfred Hoscher
ENEA - Italian National agency for new technologies, Energy and sustainable economic development	Giovanni Lelli	Marco Vittori Antisari
GTK, Geological Survey of Finland	Tom Niemi	Juho Mäkinen

NGOs

European Partners for the Environment	Tom Vereijken	Raymond van Ermen
---------------------------------------	---------------	-------------------

High Level Steering Group Sherpa Group Members

Organisation	HLSG member	Sherpa
Industry		
Akzo Nobel	Werner Fuhrmann	Peter Nieuwenhuizen
Aurubis AG	Peter Willbrandt	Phillippe Gothier
Eramet	Patrick Buffet	Vincent Trelut
IBL SpA	Enrico Bonzano	Edward Vervoort
Sibelco	Jean-Luc Deleersnyder	Michelle Wyart-Remy
KGHM Polska Miedź	Herbert Wirth	Henryk Karaś
LKAB	Lars Erik Aare	Goran Backblom
Nehlsen AG	Peter Hoffmeyer	Claudia Bunkenborg
Nokia	Juha Putkiranta	Salla Ahonen
SAICA	Ramon Alejandro Balet	Guillermo Vallés Albar
SUEZ ENVIRONNEMENT	Christophe Cros	Frederik Van Eijk
Umicore	Denis Goffaux	Paul Mijlemans
WEEE Forum	Daniilo Bonato	Pascal Leroy
Eiringsklinger	Stefan Wolf	Ralf Diemer
Atlas Copco	Ronnie Leten	Mikael Ramström
Michelin	Patrick Lepereq	Fazilet Cinaralp
Södra	Gunilla Saltin	Mårten Larsson

Extra Sherpa members

Flemish Ministry for the Environment, Nature and Culture	n/a	Griet Verhaert
Walloon Ministry for Economy, SME, Middle class and Energy	n/a	Christel Evrard /Mélanie Rensonnet
Czech Ministry of Industry and Trade - Raw Materials and Energy Security Department	n/a	Pavel Kavina
Portuguese ministry of Economy, Innovation and Development - Directorate General of Energy and Geology	n/a	Carlos Augusto Amaro Caxaria
Italian Ministry of Economic Development - Directorate General of Mineral and Energy Resources	n/a	Eida Fiorillo
CNR - Istituto di Geologia Ambientale e Geoingegneria (IGAG)	n/a	Stefano Ubaldini
OECD	n/a	TBD
International Study Groups	n/a	Don Smale

EIP de Materias Primas

ÁMBITO: minerales, metales, minerales metálicos, madera, caucho natural, papel y potencialmente algunos químicos (ver el *Strategic Implementation Plan*) (El ámbito no sólo cubre las materias primas críticas para la industria).

Metrics for Monitoring the Performance of the EIP on Raw Materials:

1. Import Dependency
2. Resource Efficiency
3. Competitiveness

Ponderación anual mundial

Table 1: Metrics for EU Import Dependency of Raw Materials (%)

Raw Material	Import Dependency	Raw Material	Import Dependency
Natural Rubber	100%	Bulk Metals	57%
High-Tech Metals	96%	Industrial Minerals	46%
Iron Ore	85%	Wood	15%
Critical Raw Materials*	77%	Paper	9%

* As defined by the EU. These 14 raw materials include a combination of high-tech metals, bulk metals, as well as industrial minerals
Source: European Commission (2010), *Critical Raw Materials for the EU* & some additional references

EIP de Materias Primas

Potencial EIP Materias Primas

Exploración y
Extracción

Reciclado

Sustitución



10 plantas piloto

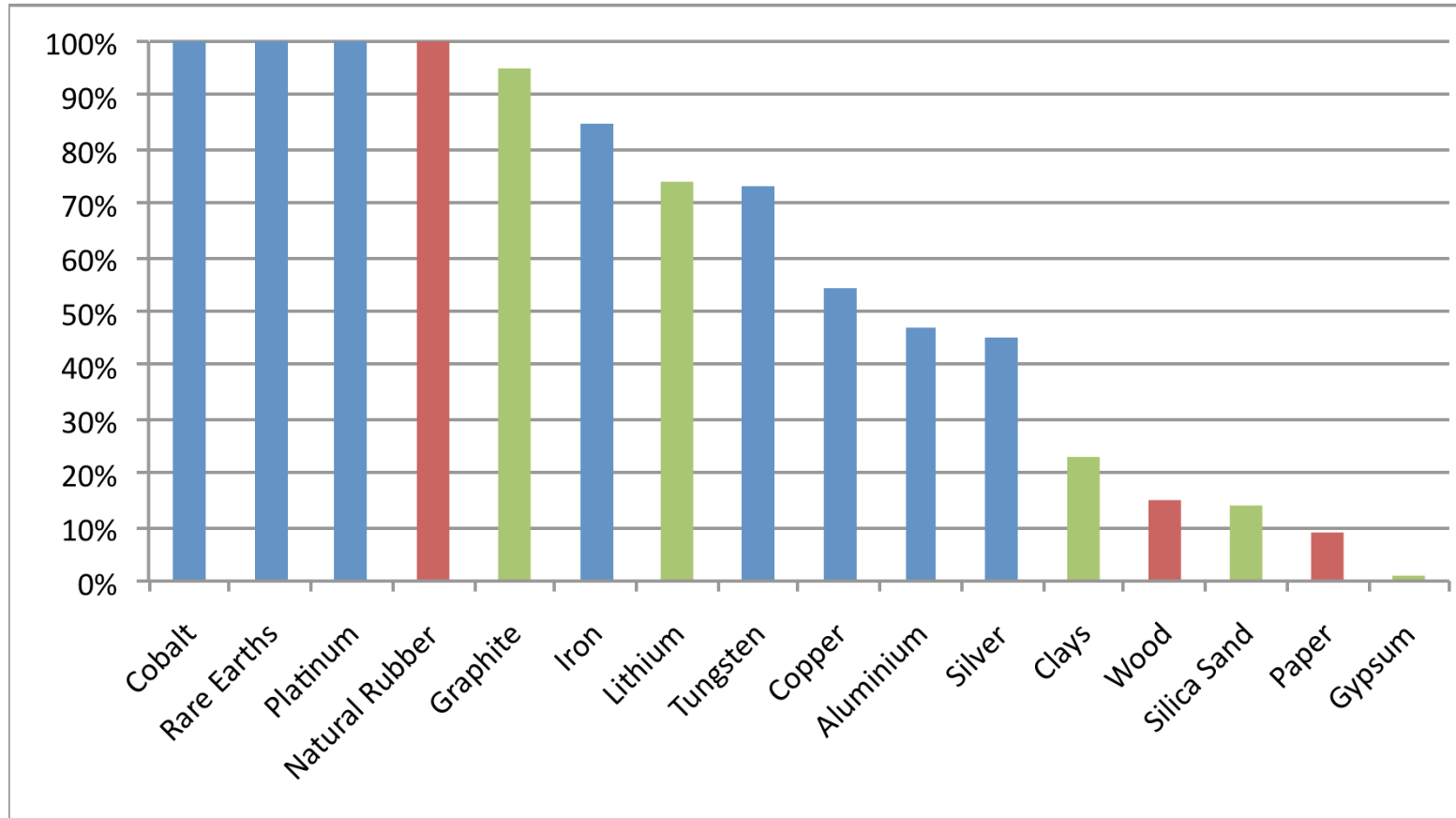
3 materiales
críticos sustituidos

Knowledge Innovation
Community en 2014

Objetivos 2020

EIP de Materias Primas

Figure 1: EU import dependency for selected virgin raw materials (%)



Source: European Commission (2010), Critical Raw Materials for the EU & some additional references

EIP de Materias Primas

Raw material	Emerging technologies
■ Antimonio	Óxido Antimonio-Zinc (~ In-Sn-O), microcondensadores
Cobalto	Baterías de ión-Litio, combustibles sintéticos
Galio	Semi-conductores, células fotovoltaicas de lámina delgada, LEDs blancos
Germanio	Fibra óptica, tecnologías ópticas
Indio	Pantallas, células fotovoltaicas de lámina delgada
Platino (PGM)	Células de combustible, catalizadores
Paladio (PGM)	Catalizadores, desaladoras
Niobio	Microcondensadores, aleaciones férricas
Neodimio(REE)	Imanes permanentes, tecnologías laser
Tántalo	Microcondensadores, tecnologías médicas

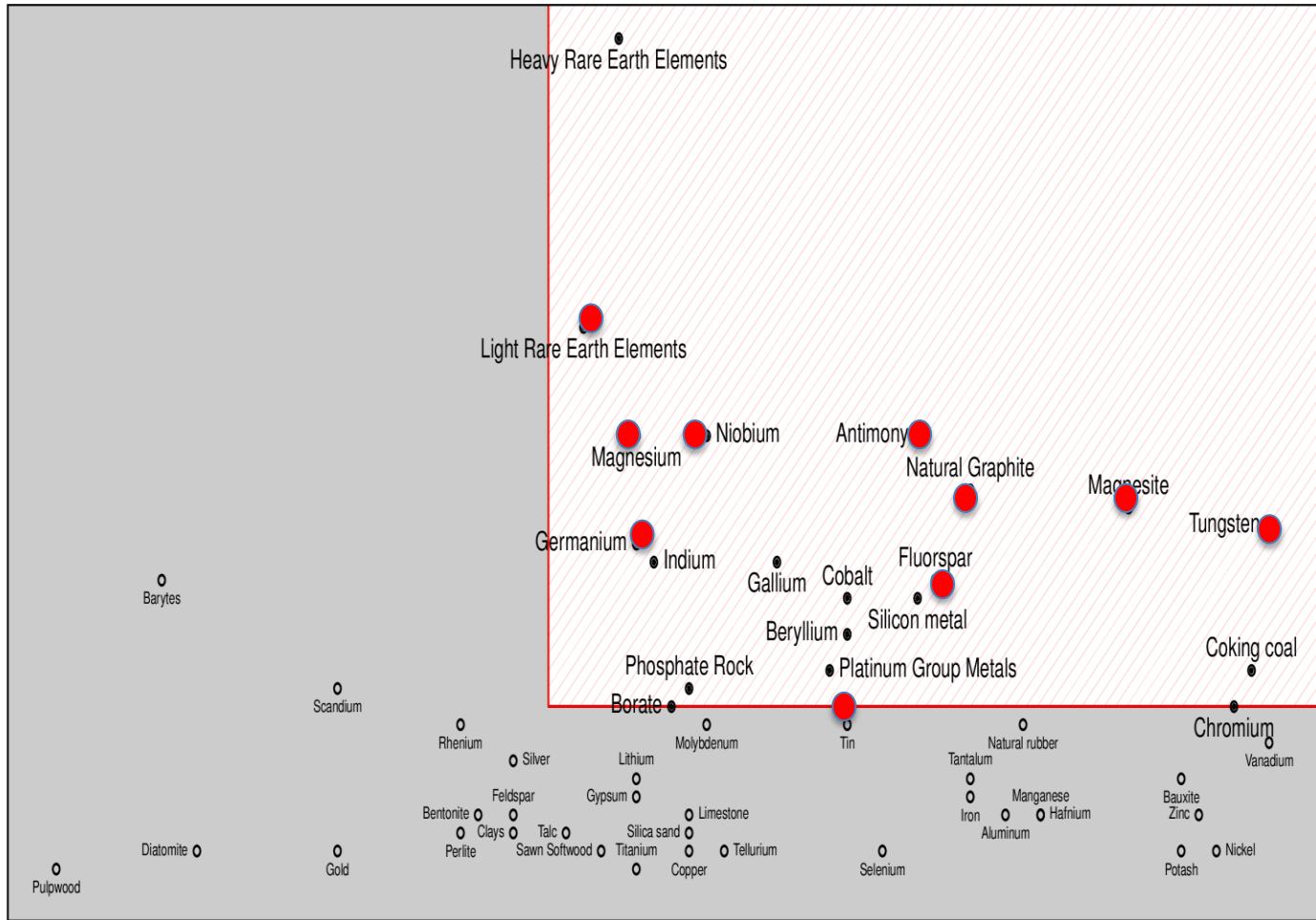


20 Materias Primas Críticas

Abril de 2014:

- *“The European Commission presented today a revised list of Critical Raw Materials. The 2014 list includes 13 of the 14 materials identified in the previous list of 2011, with only **tantalum moving out of the list (due to a lower supply risk)**. Six new materials appear on the list: **borates, chromium, coking coal, magnesite, phosphate rock and silicon metal** bringing the number up to 20 raw materials which are now considered critical by the European Commission. The other 14 raw materials are: **antimony, beryllium, cobalt, fluorspar, gallium, germanium, indium, magnesium, natural graphite, niobium, platinum group metals, heavy rare earths, light rare earths and tungsten (MEMO/14/377)**”*

RIESGO DE SUMINISTRO

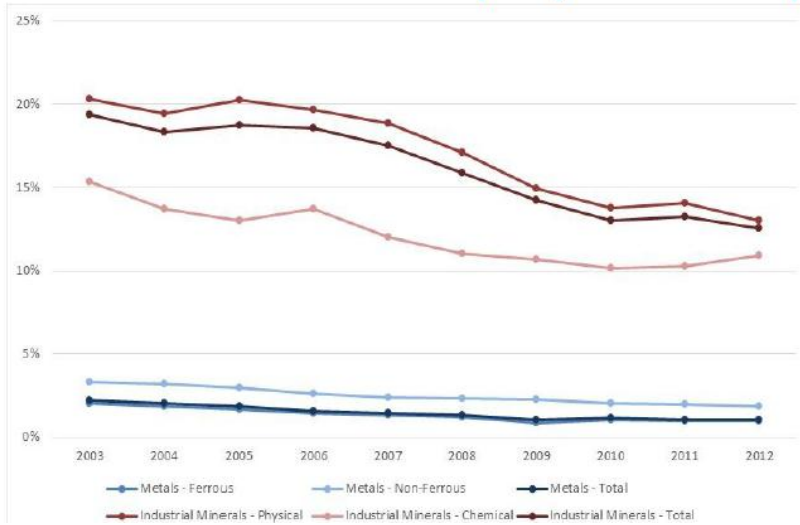


IMPORTANCIA ECONÓMICA

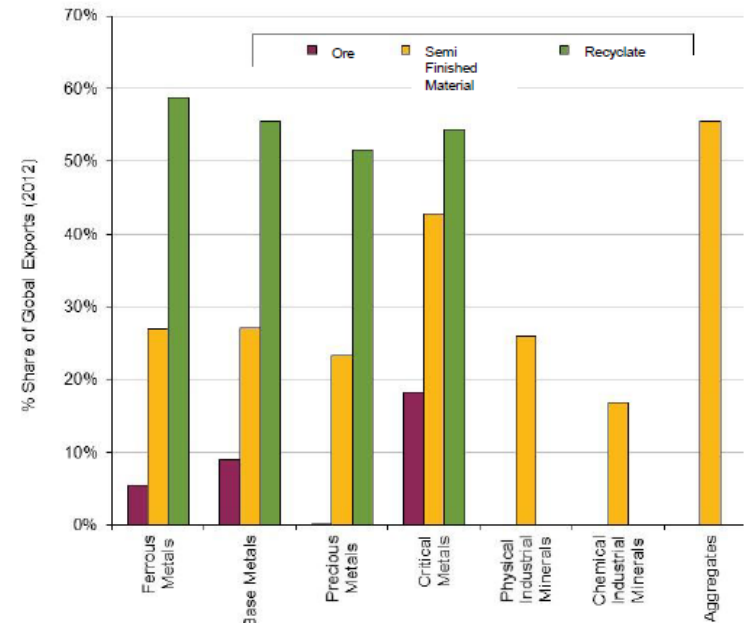
Existen en ESPAÑA

Estudio de EUNOMIA

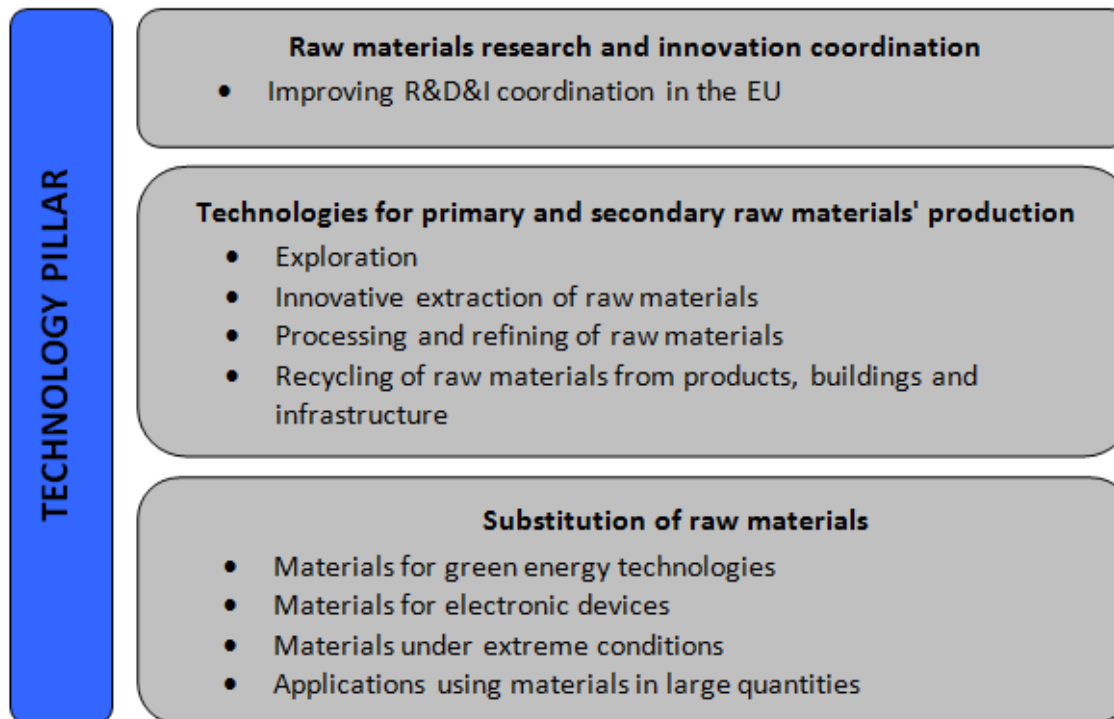
• EU28 Share of Global Output (2003 – 2012)



• EU28 Share of Global Exports (2012)



Estructura del Plan Estratégico de Implementación



Estructura del Plan Estratégico de Implementación



Estructura del Plan Estratégico de Implementación

INTERNATIONAL

International Cooperation

- Technology
- Global Raw Materials Governance and Dialogues
- Health, Safety and Environment
- Skills, Education and Knowledge
- Investment activities

- <http://ec.europa.eu/eip/raw-materials/en/content/about-sip>

Estructura del Plan Estratégico de Implementación

- **SG1. Technologies for land mining (exploration, mining)**
- **SG2. Deep-sea mining (exploration, mining)**
- **SG3. Technologies for processing**
- **SG4. Technologies for waste management**
- **SG5. Technologies for substitution of raw materials**
- **SG6. Mineral Policy Framework and Access to Mineral Potential**
- **SG7. Public awareness, acceptance and trust**
- **SG8. Waste management framework conditions + Raw materials flows**
- **SG9. Knowledge, skills**
- **SG10. International cooperation**

Calendario del Plan Estratégico de Implementación

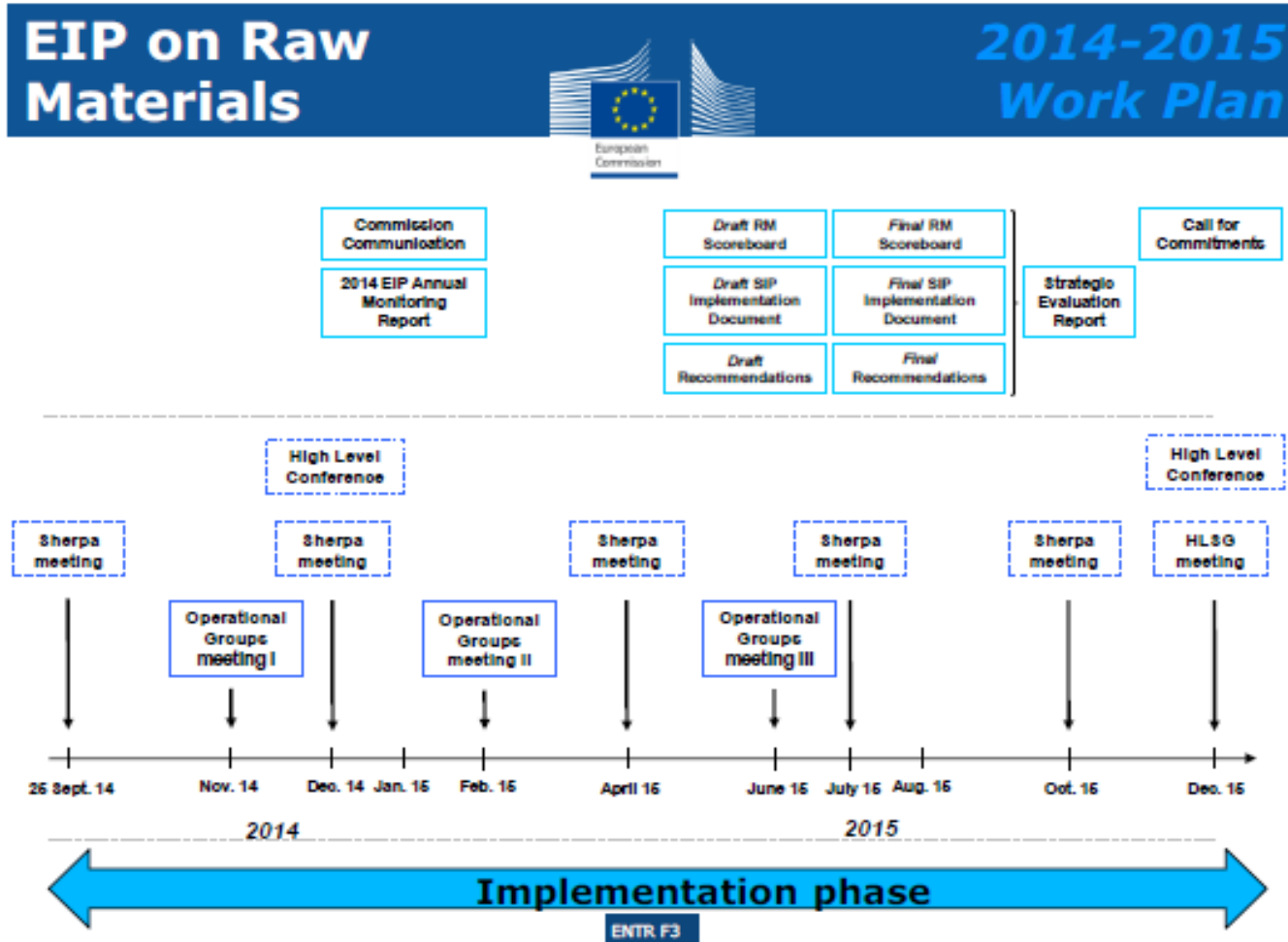
	Target	Indicators	2014	2015	2016	2017	2018	2019	2020
WP1	10 innovative pilot actions	10 actions			X	X	X	O	C
WP2	Substitutes for 3 applications	3 substitutes	X	X	X	X	O	O	C
WP3	Improving mining regulatory framework	Revisions of regulatory acts	X	X	X	X	X	X	X
	Raw materials knowledge base with raw materials flows and trends	Service providing information and knowledge			X				C
	Network of Research, Education and Training Centres	Knowledge and Innovation Community on Raw materials	X						C
WP4	Enhanced efficiency in material use	Revisions of regulatory acts	X	X	X	X	X	X	X
WP5	Pro-active international cooperation strategy of EU	Strategy	X	O	O	O	O	O	C

X: launch of initiative

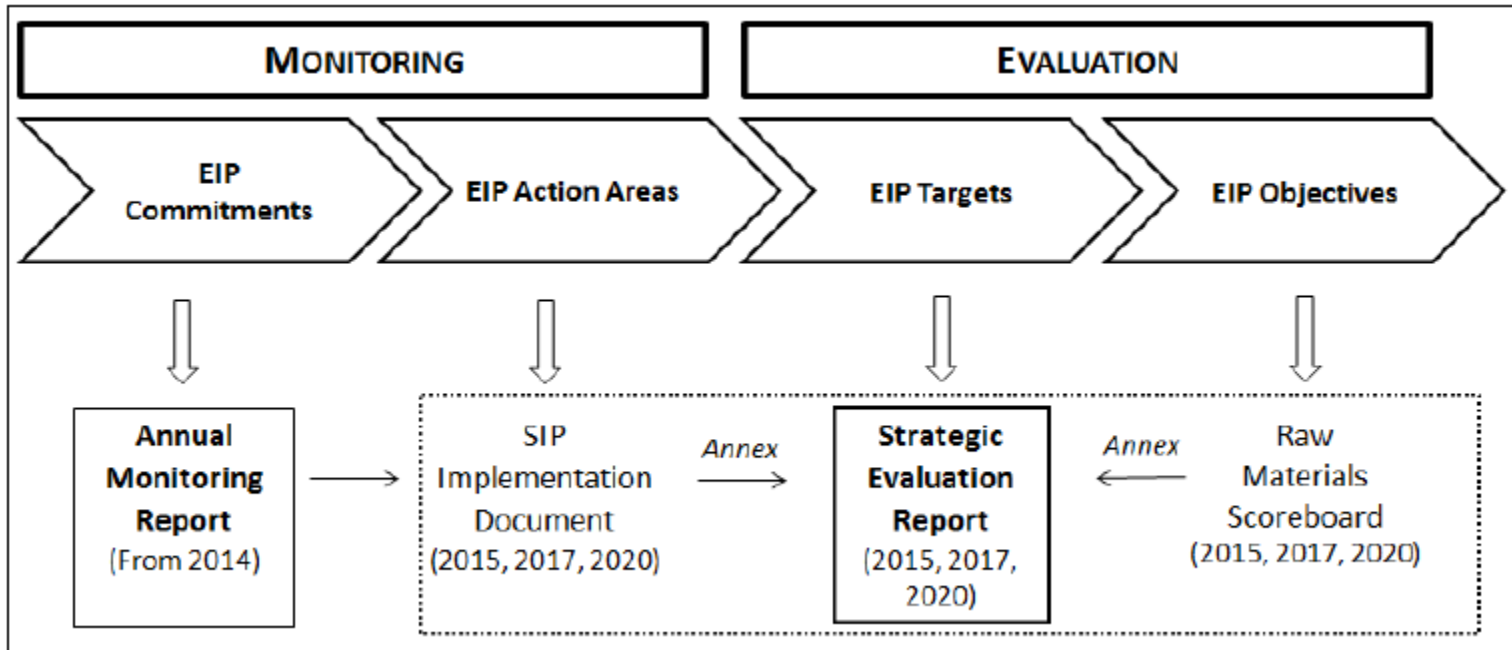
O: Delivery of results

Calendario

Tentative EIP timetable 2014-2015



Seguimiento



Raw Materials Scoreboard

- **Discussion paper:** November 2014
 - List of possible indicators + assessment
 - Outline, thematic clusters and logical narrative
 - Data gaps and how to fill them
 - Recommendations for the longer term
- **Draft Scoreboard:** April 2015
- **Draft final Scoreboard** to be presented to Sherpa Group meeting **July 2015**

Actividad internacional

Workshop: best practices on mining policies

Timing: June 2014

Will include technologies

Participants: EU, Canada, Australia, Chile, South Africa, US,
(now extended to Peru, Mexico and Brazil)

Exchange of best practices in areas of joint expertise

- mining technologies and techniques
- permitting process
- land-use planning
- treatment of mining waste + other environmentally friendly solutions in mining

Actividad internacional

EU - Greenland workshop

Timing: 2nd week of September 2014

Follow up on dialogue established on EU-Greenland cooperation on Raw Materials

3 meetings foreseen:

- Internal: between government of Greenland and Commission
- a workshop with mining companies, EU end-users and suppliers, and Greenlandic providers of mining support services.
- Meeting with Gov. of Greenland and Bureau of Minerals and Petroleum responsible for licencing of mining operations

Actividad internacional

EU - African Union workshop

Timing: late October 2014

Part of Joint Africa-EU strategy foreseeing actions on Raw Materials

Focus on infrastructure development

Areas:

- governance
- Investment and infrastructure
- Geological knowledge and skills

Actividad internacional

EU – US - Japan workshop on Critical Raw Materials– 2 December 2013

Part of the Raw Materials Work Plan agreed by Transatlantic Economic Council

Purpose: feed in the review of critical raw materials list

- Exchange of information

- Compare analysis and data

- Discuss progress on joint data inventory

Actividad internacional

EU - Latin American dialogue on Raw Materials, Lima, Peru, 10-11 March 2014

Including: Peru, Colombia, Brazil, Chile, Uruguay, Mexico, Argentina

Discuss:

- how to enhance cooperation at regional and bilateral levels
- exchange of best practices

Commitments



EIP ON RAW MATERIALS

European
Commission

European Commission > List of published commitments



About

Commitments

Funding Opportunities

Members

Publications

Forum

Meetings

News

Search

List of published commitments

[ECAS Login](#)

[+ Create An ECAS Account](#)

A commitment is a joint undertaking by several partners, who commit to activities aimed at achieving the EIP's objectives between 2014 and 2020. Commitments must aim to deliver innovative products, processes, services, technologies, business models or ideas that can be brought to the market or that would bring wider societal benefits.

The EIP's commitments are essential to achieve the objectives set out in the EIP's Strategic Implementation Plan ([Part 1](#)) [Part 2](#)). These commitments aim to foster partnerships and the sharing of knowledge between actors (industry, public services, academia etc).

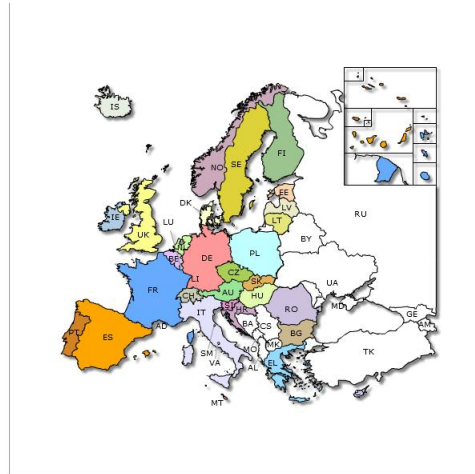
In October 2013 the EIP launched a call for commitments. Following this, the EIP's Sherpa Group, on behalf of the High Level Steering Group, confirmed that 80 commitments fulfilled the required criteria. These commitments are now recognised as "Raw Material Commitments" and are published on this webpage.

New calls for commitments are scheduled for 2015, 2017 and 2019.

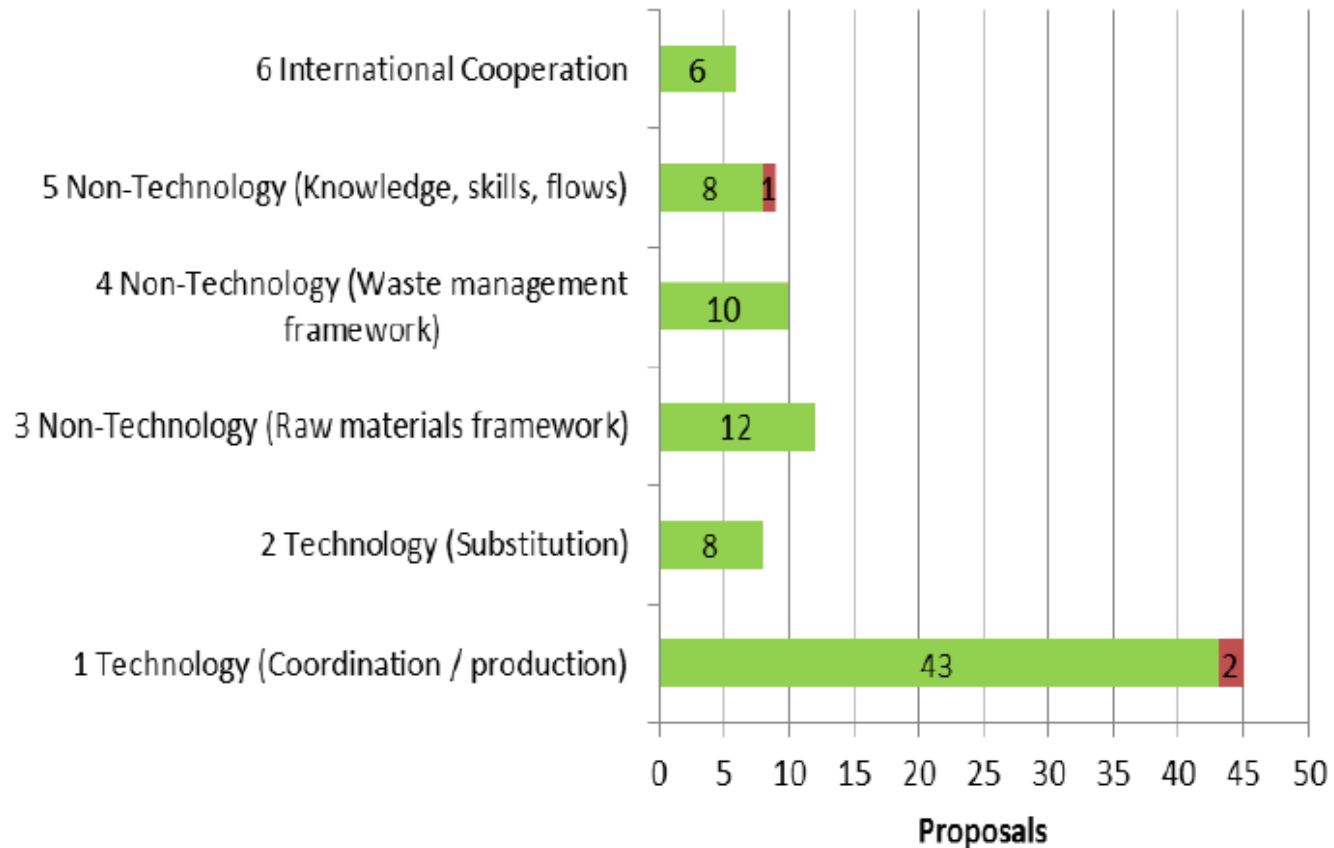
[Find more information on the 2013 call for commitments](#)

Participación española en commitments

- **Resultado de la 1ª *Call for Commitments*.** Los resultados son extraordinarios por parte española tanto en participación como en aprobación de *commitments*. España ocupa la **primera posición** de Europa en participantes (139 de 881) y la **segunda en coordinación** a nivel de país (10 de 90, Francia coordina 17 y otras entidades europeas 14). Se han presentado 90 *commitments*; de los cuáles **SE APRUEBAN 80**. El presupuesto total contabilizado en las propuestas de *commitments* asciende a 1.897 M EUR.



Resultados Call for Commitments



Capacidades españolas

España es un país de **gran tradición minera y forestal** que ha contado desde siempre con explotaciones para la obtención de muy diversas sustancias. Algunos ejemplos son :

- **Yeso** – sexto productor mundial (el tercero como exportador)
- **Fluorita** – España ocupa el sexto puesto en producción.
- **Celestina** (mineral de estroncio) – segundo productor del mundo (y único en Europa)
- **Magnesita** – quinto productor mundial y el tercero en Europa.
- **Roca ornamental** – España ocupa el séptimo puesto a nivel mundial y el segundo en Europa con una producción de 4 M T /año.

España ocupa el séptimo lugar en producción de Piedra Natural detrás de China, India, Turquía, Irán, Italia y Brasil; y el segundo puesto a nivel europeo.

En el caso de **materias primas metálicas y minerales metálicos**, en relación a Europa ocupamos los siguientes puestos:

- **Cinc**, sexta en mineral, en producción de metal somos los primeros de Europa (la mayor fábrica está en San Juan de Nieva, Avilés).
- **Cobre**, quinta en mineral y cuarta en metal.
- **Wolframio**, somos el tercer país productor de Europa (además sólo producimos tres países en Europa).
- **Estaño**, somos los segundos, tras Portugal, (somos los únicos productores en Europa).
- **Oro**, ocupamos la posición quinta.
- **Plata**, ocupamos la posición octava.

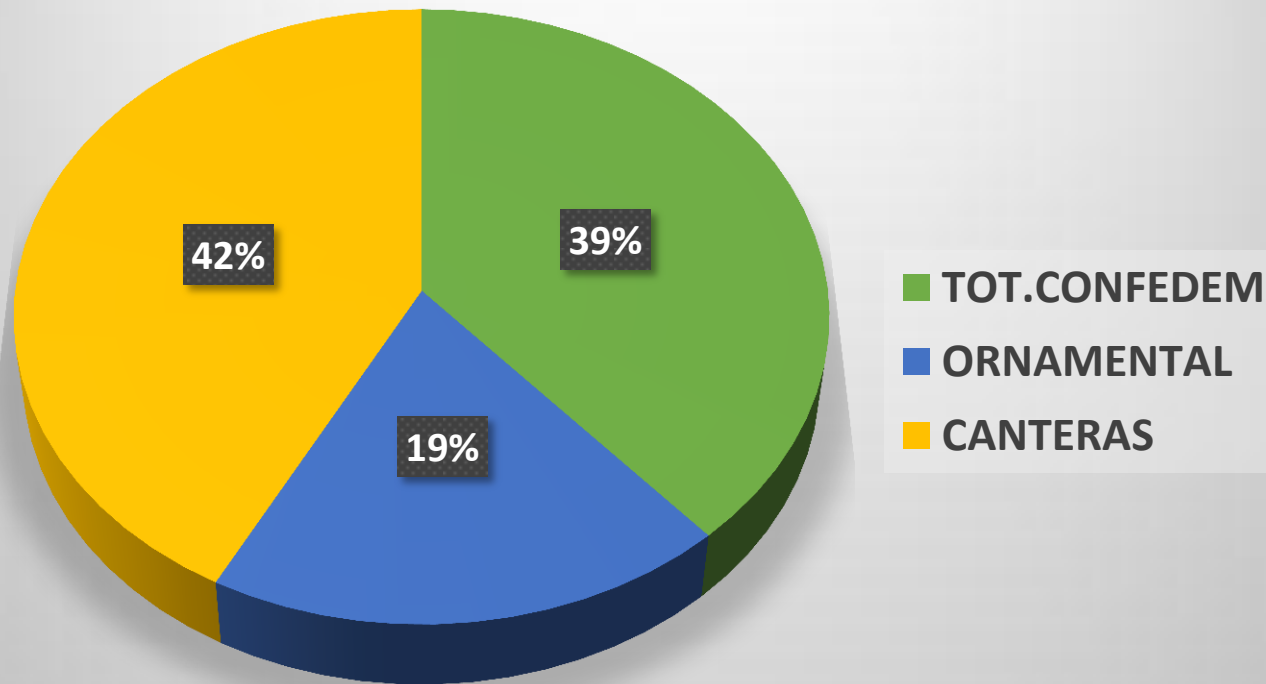
A finales del **siglo XIX y primer tercio del siglo XX** se vivió una época dorada de la **minería metálica**, centrada en la producción de cobre, pirita y mineral de hierro. Durante la década de 1980 a 1990, con la entrada en producción a nivel mundial de nuevos yacimientos metálicos, se hizo inviable la supervivencia de empresas mineras y minas de gran tradición, que condujeron al cierre de un gran número de explotaciones. En la **década de 1990** cuando se produce un **cambio importante de la estructura de la industria extractiva en España** con un fuerte crecimiento en el ámbito de las **rocas ornamentales, minerales industriales o productos de cantera**, algunos de ellos con una intensa actividad exportadora que **han permitido mantener la importancia histórica del sector minero en España. Actualmente, el alto precio de las materias primas está propiciando un repunte de la minería metálica** con la apertura de antiguas explotaciones y una intensa actividad en investigación e innovación.

Capacidades españolas

- ❑ La Ind.Extractiva en España HOY. CONFEDEM en cifras (2012)
 - ❑ Más de 2.200 M€ de producción minera (62%)
 - ❑ Más de 12.000 empleos directos
- ❑ Capacidad técnica, formación, experiencia de los equipos humanos a nivel mundial (trabajando en los cinco continentes)
- ❑ Tecnología propia, de reconocido prestigio, particularmente en Sostenibilidad, desarrollada en nuestras Universidades y Centros Tecnológicos.

Capacidades españolas

EMPLEO POR ACTIVIDAD EXTRACTIVA



Situación Empleo directo en 2012 (durante 2013 y 2014 se ha incrementado):
Minería metálica, 7 explotaciones, 3.100 empleos directos, 12.000 indirectos
Minería industrial 4.000 directos, 16.000 indirectos

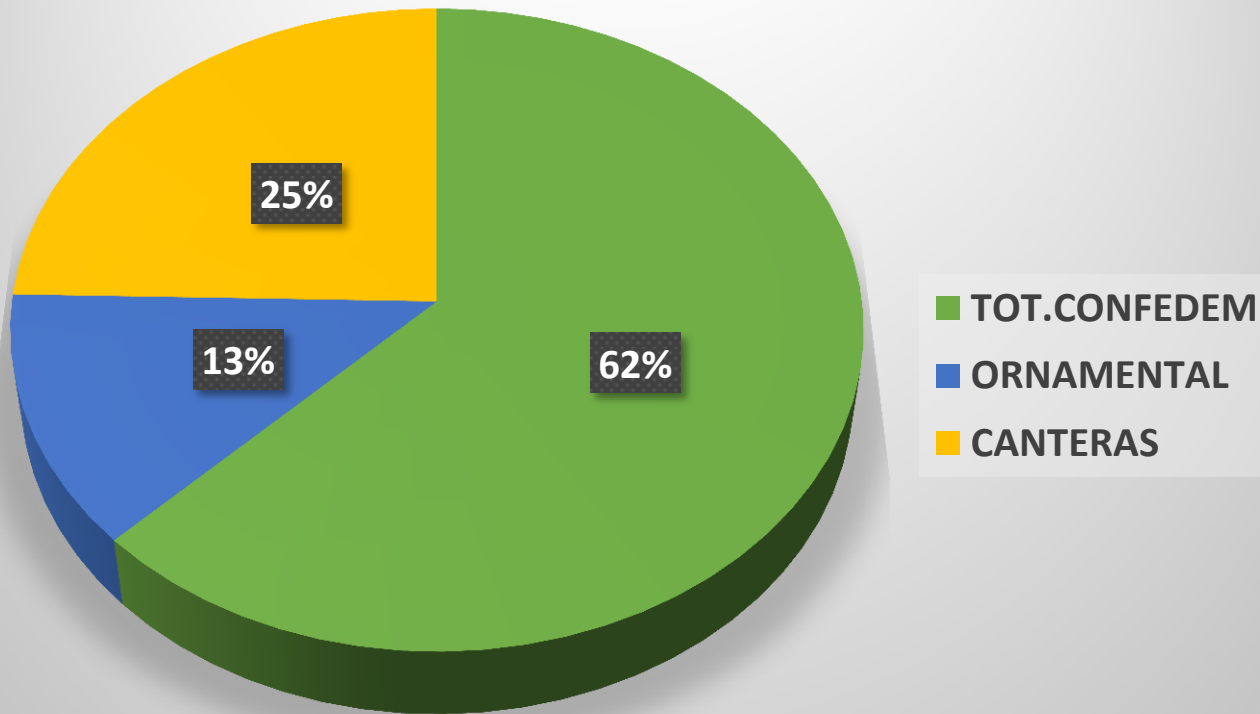
Capacidades españolas

PRODUCCIÓN EN M€

ACTIVIDAD	2008	2009	2010	2011	2012
ENERGÉTICA	574	543	522	418	453
METÁLICA	45	179	397	492	717
INDUSTRIAL	811	718	709	771	860
<i>TOT.CONFEDEM</i>					2.030
ORNAMENTAL					
AL	635	487	469	457	413
CANTERAS	2.052	1.621	1.329	1.110	799
TOTAL	4.117	3.548	3.426	3.248	3.242

Capacidades españolas

PRODUCCION (M€) POR ACTIVIDAD EXTRACTIVA

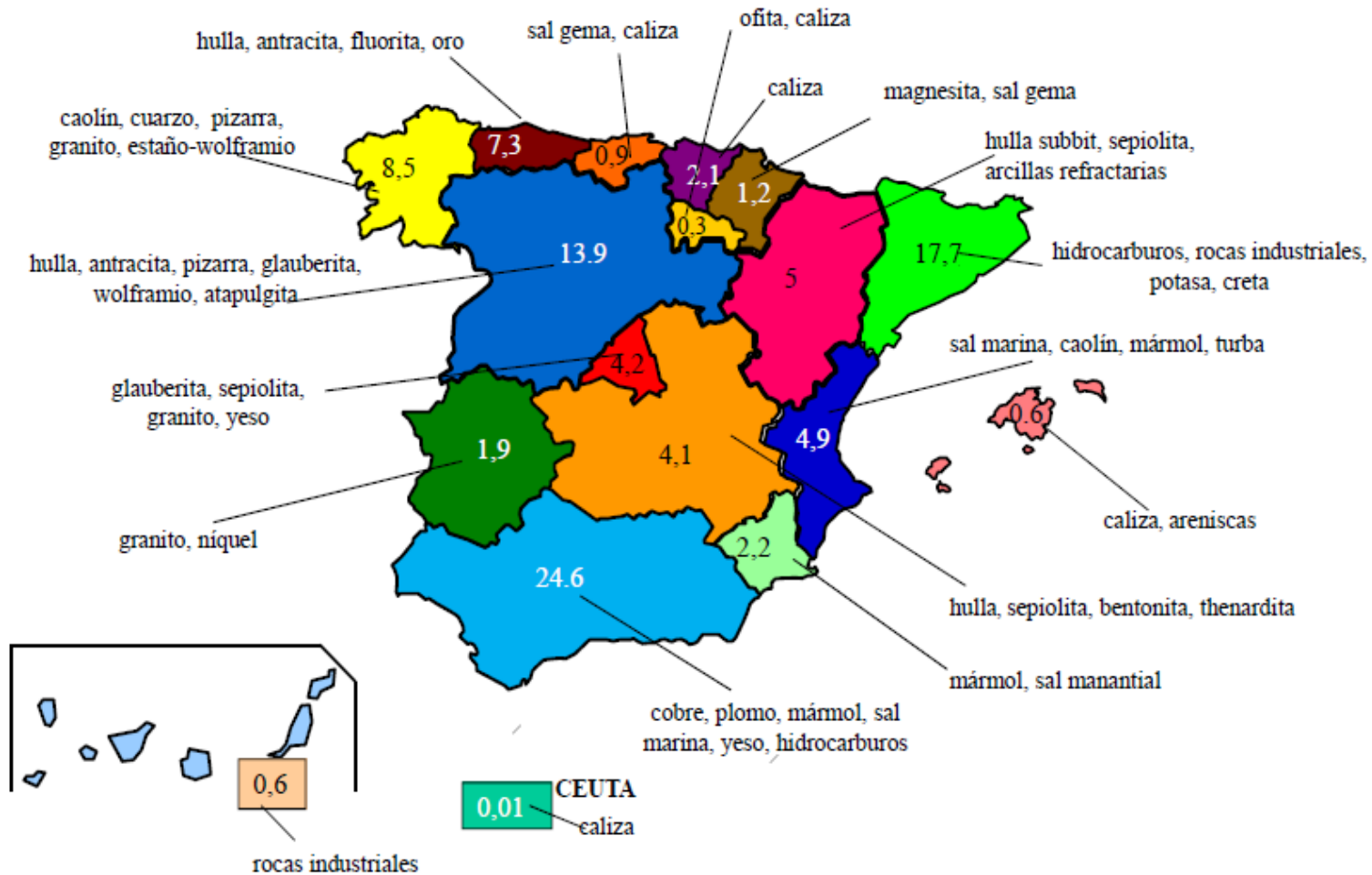


Situación en 2012 (en 2013 y 2014 se ha incrementado):

- Minería metálica, 7 explotaciones, 717 MEUROS
- Minería industrial 860 MEUROS

Capacidades españolas

DISTRIBUCIÓN POR COMUNIDADES AUTÓNOMAS DEL VALOR DE LA PRODUCCIÓN MINERA - 2012
(porcentaje sobre el valor total)



Capacidades españolas

PROYECTOS EN TRÁMITE CON LA ADMINISTRACIÓN DE LAS CCAA

	ANDALUCIA	ASTURIAS	CASTILLA-LEÓN	CATALUÑA	EXTREMADURA	GALICIA	MADRID	MURCIA	TOTAL
Min. Industriales		1		1			5		6
Min. Metálicas (Au, Cu, Zn, Sn..)	7	4	4		11	3		1	30
Inversión aprox.	1.500	900	800	400	2.000	500	400	100	6.700
Puestos trabajo (dir+ind)	7.500	3.100	3.000	1.500	10.000	1.800	1.300	500	28.700

Capacidades españolas

MATERIAS PRIMAS PRIORITARIAS

Anexo del RD 647/2002 de 5 Julio

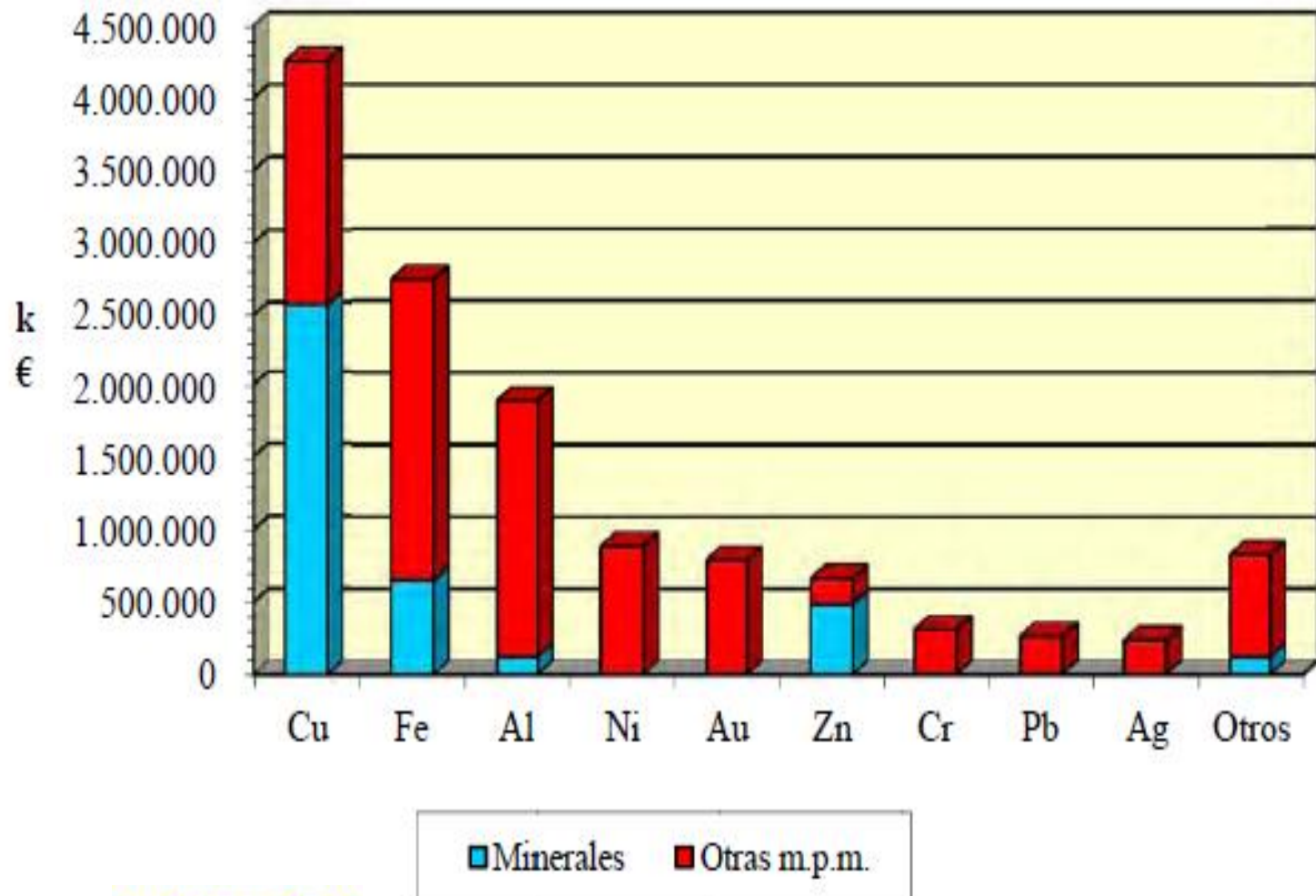
ANEXO

Materias primas minerales

Barita	Caolín
Carbones	Celestina
Cinc	Cobre
Cuarzo	Diatomitas y Trípoli
Estaño	Feldespatos
Fluorita	Fosfatos
Glauberita y Thenardita	Hierro
Magnesita	Manganeso
Materiales Arcillosos Especiales (*)	Mercurio
Metales Preciosos	Níquel
Piritas	Plomo
Potasas	Recursos Geotérmicos
Rocas Ornamentales (**)	Talco
Uranio	Wolframio
Wollastonita	

Capacidades españolas

IMPORTACIÓN DE MINERALES METÁLICOS Y OTRAS MATERIAS PRIMAS MINERALES EN 2011



Capacidades españolas

SALDO DEL COMERCIO EXTERIOR EN MATERIAS PRIMAS METALICAS (k€ 2011)

	Minerales	Otras m.p.m.	Total	Δ 11/10
Deficitarias				
Hierro	- 653 805,3	- 1 705 517,1	- 2 359 322,4	6,5%
Cobre	- 1 612 325,9	+ 624 864,8	- 987 461,1	- 8,8%
Níquel	+ 17 561,0	- 786 303,7	- 768 742,7	15,1%
Cromo	- 2 830,9	- 274 928,0	- 277 758,9	0,9%
Plomo	+ 10 672,1	-184 591,4	- 173 919,3	6,2%
Molibdeno	- 55 009,2	- 80 973,6	- 135 982,8	41,9%
Estaño	+ 557,0	- 120 053,8	- 119 496,8	14,9%
Cobalto	+ 31,2	- 45 952,8	- 45 921,6	0,3%
Titanio metal	-	- 45 335,0	- 45 335,0	15,5%
Manganeso	- 83 809,7	+ 59 468,0	- 24 341,7	44,6%
Otros deficitar.	<u>- 2 520,2</u>	<u>- 83 662,1</u>	<u>- 81 589,2</u>	
Total déficit.	-2 381 479,9	-2 642 984,8	- 5 024 464,7	

Valoraciones comparativas

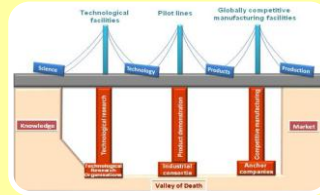
Materias primas	Principales productores (2010, 2011, 2012)	Principales fuentes de importación en la UE (esencialmente 2012)	Índice de sustituibilidad*	Índice de aporte al reciclado al final de su vida útil**
Antimonio (estibina)	China 86 %	China 92 % (en bruto y en polvo)	0,62	11 %
	Bolivia 3 %	Vietnam 3 % (en bruto y en polvo)		
	Tayikistán 3 %	Kirguistán 2 % (en bruto y en polvo); Rusia 2 % (en bruto y en polvo)		
Berilio	Estados Unidos 90 %	Estados Unidos, China y Mozambique ⁴	0,85	19 %
	China 9 %			
	Mozambique 1 %			
Boratos	Turquía 41 %	Turquía 98 % (boratos naturales) y 86 % (boratos refinados)	0,88	0 %
	Estados Unidos 33 %	Estados Unidos 6 %, Perú 2 % (boratos refinados); Argentina 2 % (boratos naturales)		
Carbón de coque	China 53 %	Estados Unidos 41 %	0,68	0 %
	Australia 18 %	Australia 37 %		
	Rusia 8 %; Estados Unidos 8 %	Rusia 9 %		
Cobalto	República Democrática del Congo 56 % ↑	Rusia 96 % (minerales y concentrados de cobalto)	0,71	16 %

(*) El índice de sustituibilidad mide la dificultad para sustituir el material, calculada y ponderada para todas las aplicaciones. Los valores se sitúan entre 0 y 1, donde 1 indica la menor sustituibilidad.

(**) El índice de aporte al reciclado al final de la vida útil mide la proporción de metal y productos metálicos que se genera a partir de desechos al final de la vida útil, y otros residuos de bajo contenido de metales presentes en desechos al final de la vida útil en todo el mundo.

Horizonte 2020 y materias primas

Programa Marco de Investigación e Innovación (2014-2020)



Excellent Science

Industrial Leadership

Societal Challenges

European Research Council (ERC)

Future and Emerging Technologies (FET)

Marie Skłodowska-Curie actions on skills, training and career development

European research infrastructures

ICT

Nanotechnology

Biotechnology

Advanced Materials

Advanced Manufacturing & Processing

Space

Access to Risk Finance

Innovation in SMEs

Health, demographic change and wellbeing

Food security, sustainable agriculture and forestry, marine and maritime and inland water research and the bioeconomy;

Secure, clean and efficient energy;

Smart, green and integrated transport;

Climate action, environment, resource efficiency and raw materials

Europe in a changing world-Inclusive, innovative and reflexive societies

Secure Societies: Protecting freedom and security of Europe and its citizens



Reto Social 5 – WP 2014-2015...algunos DETALLES

Reto Social 5: Acción por el Clima, Medio Ambiente, Eficiencia de los Recursos y Materias Primas	Total Budget (M€) 2014-2020
	3.081

Reto Social 5 – Programa de Trabajo 2014-2015 Call Name	Total Budget(M€) 2014	Total Budget(M€) 2015
Waste	73	58
Water	67	96
Growing a Low Carbon, Resource Efficient Economy with a Sustainable Supply of Raw Materials	166	185

Reto Social 5 – WP 2014-2015...algunos DETALLES

- Fecha **APERTURA** “calls” 2015 → 10/12/2014

AÑO		FECHA CIERRE One Stage o 1st Step (Two Stages)	FECHA CIERRE 2nd Step (Two Stages)
2014	One Stage	Cerradas	
2014	Two Stages		
2015	One Stage	21/04/2015	
2015	Two Stages	21/04/2015	08/09/2015

- Fechas **SC5-20** (SME Instrument) → 01/03/2014 (Ph 1 + Ph 2)

		Phase 1	Phase 2	Phase 1	Phase 2
2014/2015	SME Instrument (Open call with «cut-off» dates)	18/10/2014	09/10/2014	18/03/2015	18/03/2015
		24/01/2015	17/12/2014	17/06/2015	17/06/2015
		17/12/2014		17/09/2015	17/09/2015
				16/12/2015	16/12/2015

Reto Social 5 – Programa de Trabajo 2016-2017

Work Programme 2016-2017	Timing
Consultation on priorities and setting (strategic programming)	up to end 2014
Strategic PC configuration will set the scene for the overall approach including criteria for identifying priorities	up to mid 2014
Involvement of Advisory Groups and other key stakeholders (EIPs, JPIs, ETPs, etc)	2nd quarter 2014
Scoping papers for each Societal Challenge and Engagement with Programme Committees (→24/Oct/2014)!!!!	2nd half 2014
Outline Strategic Programming 2016-2017	end 2014
Confirmation - new Commission	end 2014–start 2015
Work Programme 2016-2017 – Drafts	1st half 2015
Programme Committees opinion	mid 2015
Work programme adoptions	autumn 2015

Estructura del PT 2014-2015



Disasters resilience.

Convocatorias 2014

Commission

New solutions for sustainable production of raw materials

- Mining of small deposits and alternative mining (2014)
- Flexible processing technologies (2014)
- Recycling of raw materials from products and buildings (2014)

Innovative and sustainable solutions leading to substitution of raw materials

- Materials for electronic devices (2014)

Coordinating and supporting raw materials research and innovation

- Mineral deposits of public importance (2014)
- Secondary raw materials inventory (2014)
- Strategic international dialogues and co-operation on raw materials with technologically advanced countries (2014)

Convocatorias 2014

- 12 selected proposals with over 190 partners from 20 Member States and 8 non-EU countries.
- The private sector participation, including SMEs, is around 45% in terms of partners and 49% in funding.
- The outreach activities in the EIP should be intensified. Particular attention should be paid to the participation of EU13 Member States, which was weak in both the EIP Commitments and the proposals of H2020.
- Negotiation letters sent on 8 September 2014

Convocatorias 2014

- **Convocatorias en dos fases.** Presupuesto: 181 M EUR (62,6% de un presupuesto total de 289 M EUR para convocatorias 2014). Como resultados agregados, destaca un 20,7% de los coordinadores que pasan a segunda fase son españoles (24 propuestas de un total de 116). Destaca el posicionamiento español en las convocatorias WATER y WASTE, donde ocupamos las primeras posiciones en Europa.
 - El 75% de las propuestas españolas que pasan a segunda fase se encuadran en una sólo convocatoria focalizada en agua (WATER-2014 (2-stage topics)).
- **Convocatorias en una fase.** Presupuesto: 108 M EUR. WASTE, 15,7% de retorno español.

Convocatorias 2015

MAPA DE ÁMBITOS DE ESPECIALIZACIÓN DE LAS REGIONES ESPAÑOLAS

	SALUD, CAMBIO DEMOGRÁFICO Y BIENESTAR											SEGURIDAD Y CALIDAD ALIMENTARIA, ACTIVIDAD AGRARIA PRODUCTIVA Y SOSTENIBLE; SOSTENIBILIDAD RECURSOS NATURALES, INVESTIGACIÓN MARINA Y MARÍTIMA						ENERGÍA SEGURA, SOSTENIBLE Y LIMPIA					TRANSPORTE INTELIGENTE, SOSTENIBLE E INTEGRADO		ACCIÓN SOBRE CAMBIO CLIMÁTICO Y EFICIENCIA EN LA UTILIZACIÓN DE RECURSOS Y MATERIAS PRIMAS						ECONOMÍA Y SOCIEDAD DIGITAL						LIDERAZGO EMPRESARIAL I+D+i		KET					
	Comprender la salud, el bienestar y la enfermedad	Prevenir la enfermedad	Tratamiento y gestión de las enfermedades	Envejecimiento activo y autocuidado de la salud	Métodos y datos	Prestaciones asistenciales sanitarias y asistencia	Agricultura y silvicultura sostenible	Alimentación	Recursos acuáticos	Bioindustrias.	Bioeconomía	Investigación transversal marítima y marina	Energías Renovables	Hidrógeno y pilas de combustible	Almacenamiento de CO2	Redes eléctricas	Almacenamiento energía	Eficiencia energética	Un transporte eficiente	Mejor movilidad	Lucha contra el cambio climático	Protección del medio ambiente	Abastecimiento sostenible materias primas	Economía verde.	Ecoinnovación	Sistema de Observación e Información	Patrimonio Cultural	Infraestructuras,	Sistemas y Tecnologías de computación avanzada	Ingeniería de componentes y sistemas	TIC para los contenidos digitales y la creatividad	Interfaces avanzadas y robots	Microelectrónica, nanoelectrónica y fotónica	Turismo	Sectores Manufactureros Tradicionales	Sector Aeroespacial y del Espacio	Biología	Nanotecnología	Materiales Avanzados	Tecnologías de Fabricación avanzada				
ANDALUCÍA (*)																																												
ARAGÓN																																												
ASTURIAS																																												
CANARIAS																																												
CANTABRIA																																												
CASTILLA LA MANCHA																																												
CASTILLA Y LEÓN																																												
CATALUÑA																																												
EXTREMADURA																																												
GALICIA																																												
BALEARES																																												
MADRID																																												
MURCIA																																												
NAVARRA																																												
PAÍS VASCO																																												
LA RIOJA																																												
C. VALENCIANA																																												

(*) En el momento de elaboración de esta tabla no estaban disponibles las prioridades de especialización de la Comunidad Autónoma de Andalucía.

Convocatorias 2015

European Commission > Research & Innovation > Participant Portal > Calls

HOME FUNDING OPPORTUNITIES HOW TO PARTICIPATE EXPERTS SUPPORT LOGIN REGISTER

Horizon 2020 Calls for Proposals

Horizon 2020

Search Topics

Calls

Call Updates

Access to risk finance
 Innovation in SMEs
Societal Challenges
 Health, demographic change and wellbeing
 Food security, sustainable agriculture and forestry, marine and maritime and inland water research
 Secure, clean and efficient energy
 Smart, green and integrated transport
 Climate action, environment, resource efficiency and raw materials

Status

Forthcoming

Open

Closed

FILTER

Filters only programme and call titles and IDs, for extended search go to the [Search Topics page](#).

Sort by Title Call Id Planned Opening Date Deadline Date

Other EU Programmes 2014-2020

Research Fund for Coal & Steel

COSME

3rd Health Programme

Consumer Programme

FP7 & CIP Programmes 2007-2013

Calls

Call Updates

Other Funding Opportunities

Industrial Leadership

Horizon 2020 dedicated SME Instrument - Phase 2 2015

H2020-SMEINST-2-2015

Deadlines: 18/03/2015 17/06/2015 17/09/2015 16/12/2015

Planned Opening Date: 18/12/2014

Industrial Leadership

Horizon 2020 dedicated SME Instrument - Phase 1 2015

H2020-SMEINST-1-2015

Deadlines: 18/03/2015 17/06/2015 17/09/2015 16/12/2015

Planned Opening Date: 18/12/2014

Societal Challenges

Water Innovation: Boosting its value for Europe

H2020-WATER-2015-two-stage

Deadlines: 21/04/2015

Planned Opening Date: 10/12/2014

Societal Challenges

Water Innovation: Boosting its value for Europe

H2020-WATER-2015-one-stage

Deadlines: 21/04/2015

Planned Opening Date: 10/12/2014

Societal Challenges

Growing a Low Carbon, Resource Efficient Economy with a Sustainab ...

H2020-SC5-2015-two-stage

Deadlines: 21/04/2015

Planned Opening Date: 10/12/2014

Societal Challenges

Growing a Low Carbon, Resource Efficient Economy with a Sustainab ...

H2020-SC5-2015-one-stage

Deadlines: 21/04/2015

Planned Opening Date: 10/12/2014

Societal Challenges

Waste: A resource to recycle, reuse and recover raw materials

H2020-WASTE-2015-two-stage

Deadlines: 21/04/2015

Planned Opening Date: 10/12/2014

Societal Challenges

Waste: A resource to recycle, reuse and recover raw materials

H2020-WASTE-2015-one-stage

Deadlines: 21/04/2015

Planned Opening Date: 10/12/2014

In addition to the search facilities, the full list of H2020 Calls can be found [here](#).

HORIZON 2020 RESEARCH ON EUROPA CORDIS OLAF

Convocatorias 2015

- [SC5-11c-2015: Deep mining on continent and/or in sea-bed](#)
- [SC5-11d-2015: New sustainable exploration technologies and geomodels](#)
- [SC5-11e-2015: New metallurgical systems](#)
- [SC5-12b-2015: Materials under extreme conditions](#)
- [SC5-13c-2015: Innovation friendly minerals policy framework](#)
- [SC5-13d-2015: Raw materials research and innovation coordination](#)
- [SC5-13e-2015: Raw materials intelligence capacity](#)
- [SC5-13f-2015: Strategic international dialogues and cooperation with raw materials producing countries and industry](#)
- [SC5-19b-2015: Mapping Member State research and innovation in climate change, environment, resource efficiency and raw materials](#)

RIA

8 M EUR

2-8 M EUR

2-8 M EUR

2-5 M EUR

CSA

2 M EUR

1 M EUR

2 M EUR

1,5 M EUR

1-2 M EUR

Convocatorias 2015

- [WASTE-6a-2015: Eco-innovative solutions](#)
- [WASTE-6b-2015: Eco-innovative strategies](#)
- [WASTE-7-2015: Ensuring sustainable use of agricultural waste, co-products and by-products](#)

IA 8-10 M EUR

RIA 4-5 M EUR

RIA 7 M EUR

Convocatorias 2015

(A-Z) Sitemap About this site Contact Legal Notice Search English

RESEARCH & INNOVATION
Participant Portal

European Commission > Research & Innovation > Participant Portal > Opportunities

HOME FUNDING OPPORTUNITIES HOW TO PARTICIPATE EXPERTS SUPPORT LOGIN REGISTER

Horizon 2020
Search Topics
Calls
Call Updates

Other EU Programmes 2014-2020

WASTE: A RESOURCE TO RECYCLE, REUSE AND RECOVER RAW MATERIALS
H2020-WASTE-2015-one-stage Sub call of: [H2020-WASTE-2014-2015](#)

Planned Opening Date	10-12-2014	Deadline Date	21-04-2015 17:00:00 (Brussels local time)
Budget	€4,000,000	Main Pillar	Societal Challenges
Status	Forthcoming	OJ reference	OJ C 361 of 11.12.2013

[WASTE-4d-2015: Raw materials partnerships](#)

CSA 1,5 M EUR

Convocatorias 2015

Commission

SPIRE 7-2015: Recovery technologies for metals and other minerals

- New approaches or alternative solutions for major cost-effective improvements in the efficiency of recovery operations for metals and other minerals, leading to waste reduction and minimising the environmental impact of industrial operations.
- Innovation actions, TRL 5-7, EUR 6 and 10 million

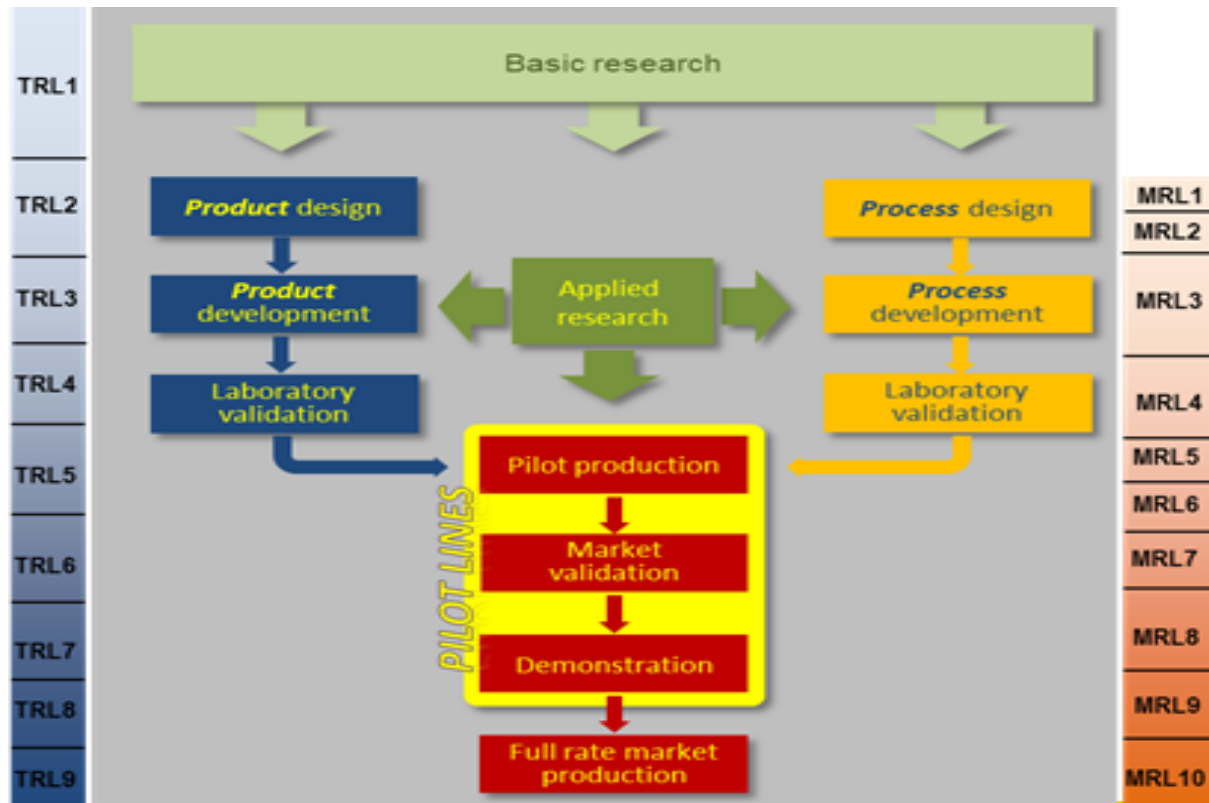
NMP 23 – 2015: Novel materials by design for substituting critical materials

- International cooperation, in particular with Japan and the United States of America
- Research and Innovation actions, TRL 3-4, EUR 3 and 5 million

Programación estratégica

2014	2015	2016	2017	2018	2019	2020
Strategic Programme 1						
Work Programme 1		Strategic Programme 2				
		Work Programme 2		Strategic Programme 3		
				Work Programme 3		
						Work Programme 4

Technology Readiness Level (TRLs)



Reto Social 5 – Programa de Trabajo 2016-2017

EJES PRINCIPALES

1. Systemic eco-innovation for a circular economy
2. Climate Services
3. Nature-based solutions
4. Raw Materials



Y... RIS3 «PRESCRIPTIVE»!

PRIORIDADES

- Earth Observation
- **Water**
- Cultural Heritage
- **The Artic**

Complementariedades y vínculos

- Knowledge Innovation Community on Raw Materials (EIT)
- PPP SPIRE
- ERA-Net ERAMIN
- CRM-Net

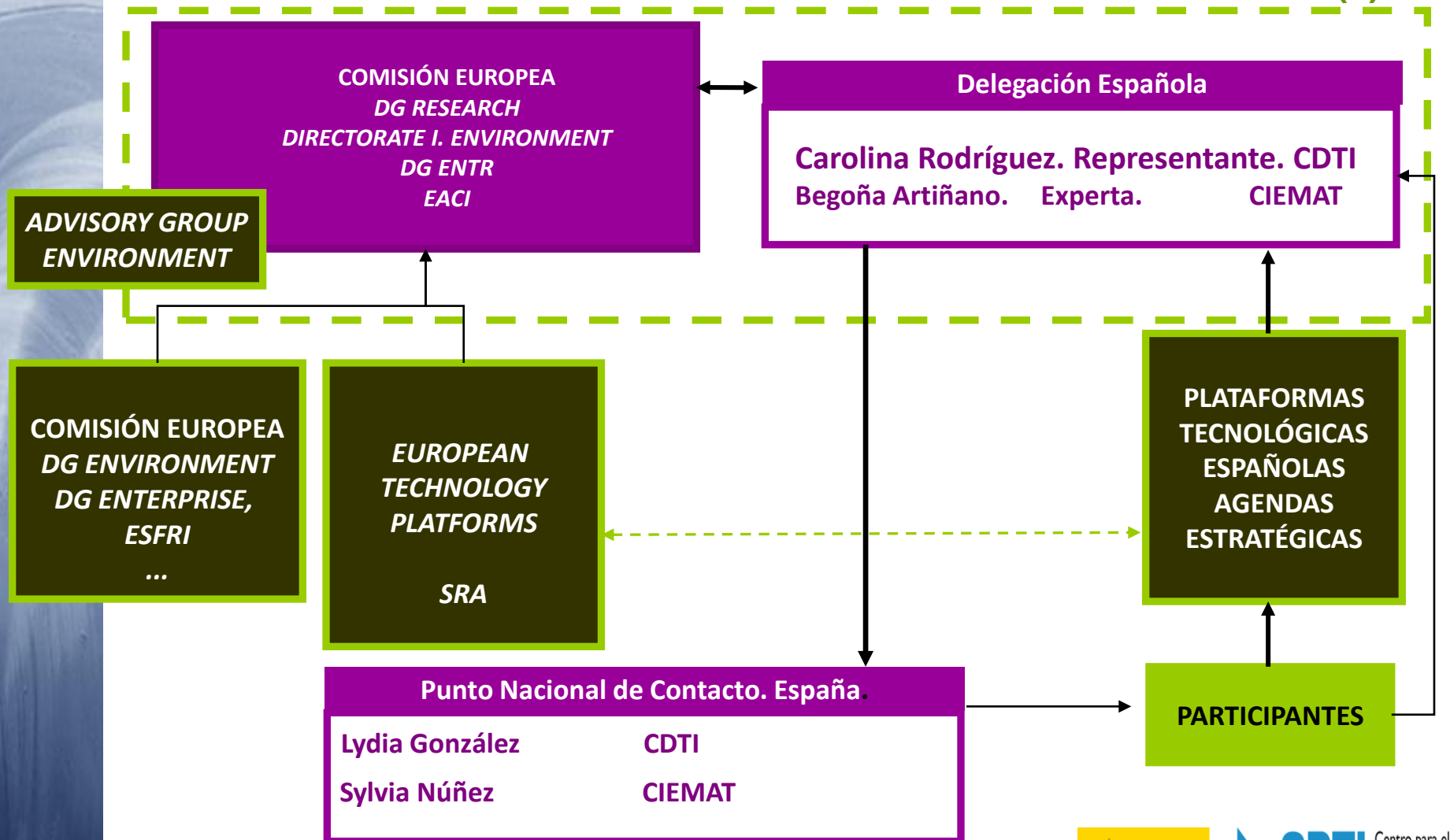
The image shows a screenshot of the ERA-MIN website and an EIT Monitoring diagram. The website screenshot includes a search bar, navigation links (news, about, members), and a main banner for 'Era-Min' with the text 'Research for innovative technologies and solutions for' and a list of goals: 'sustainable primary resources supply', 'sustainable secondary resources supply', and 'substitution of critical materials'. Below the banner are sections for 'News' and 'focus'.

The EIT Monitoring diagram is titled 'EIT MONITORING' and is structured as follows:

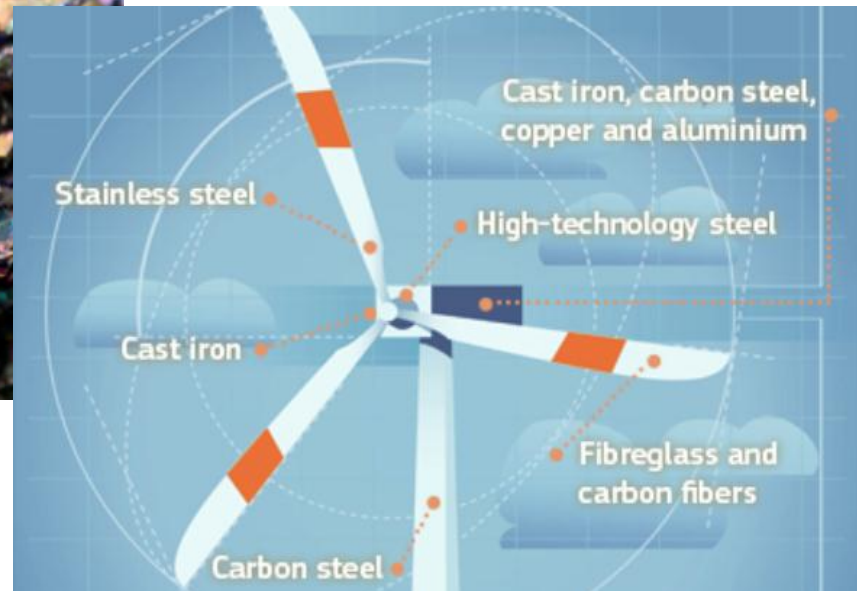

- Horizon 2020**: Interface to H2020 & Innovation Union
- EIT Specific Indicators (Institute)**: Indicators reflecting EIT organisational objectives such as operational excellence, dissemination and cross-KIC support
- Cross KIC Scoreboard (Core KPIs)**: Indicators reflecting the EIT strategic objectives and applying to all KICs
- EIT Performance Measurement System**: A central box receiving input from the EIT Specific Indicators and Cross KIC Scoreboard.
- KIC Specific Indicators**: Three categories: KIC 1 (Individual KPIs defined in Business Plans), KIC 2 (Individual KPIs defined in Business Plans), and KIC 3 (Individual KPIs defined in Business Plans).

La gestión

COMITÉ DE GESTIÓN DEL RETO (5)



- https://www.youtube.com/embed/LLN-UpN_7Fc



Gracias por la atención

<https://www.youtube.com/watch?v=wmoNNUZFZ9U>

Carolina Rodríguez (carolina.rodriguez@cdti.es)

Delegada Española de Clima, Medio Ambiente, Eficiencia de Recursos
y Materias Primas en Horizonte 2020



Raw Materials
Alternate
Recycle
Extract

