



Covenant
of Mayors

Covenant of Mayors

From EU to Global

www.eumayors.eu

Pedro Ballesteros Torres
European Commission

1 October 2014



The Covenant at a glance



- Voluntary commitment of signatories to meet and exceed the EU **20% CO₂ reduction** target through the implementation of a **Sustainable Energy Action Plan**
- Progress reports, name and shame clause, networking
- Not conditional: no EU money!





Flashback

www.eumayors.eu

Priority action in
the EU Action
Plan for Energy
Efficiency

2006



Launch of the
Covenant of
Mayors initiative

2008



Creation of the
Covenant of
Mayors Office

2009





The Covenant Community

www.eumayors.eu

Associated Partners

European federations of companies, NGOs, international networks

Supporters

LAs' networks, associations

National Coordinators

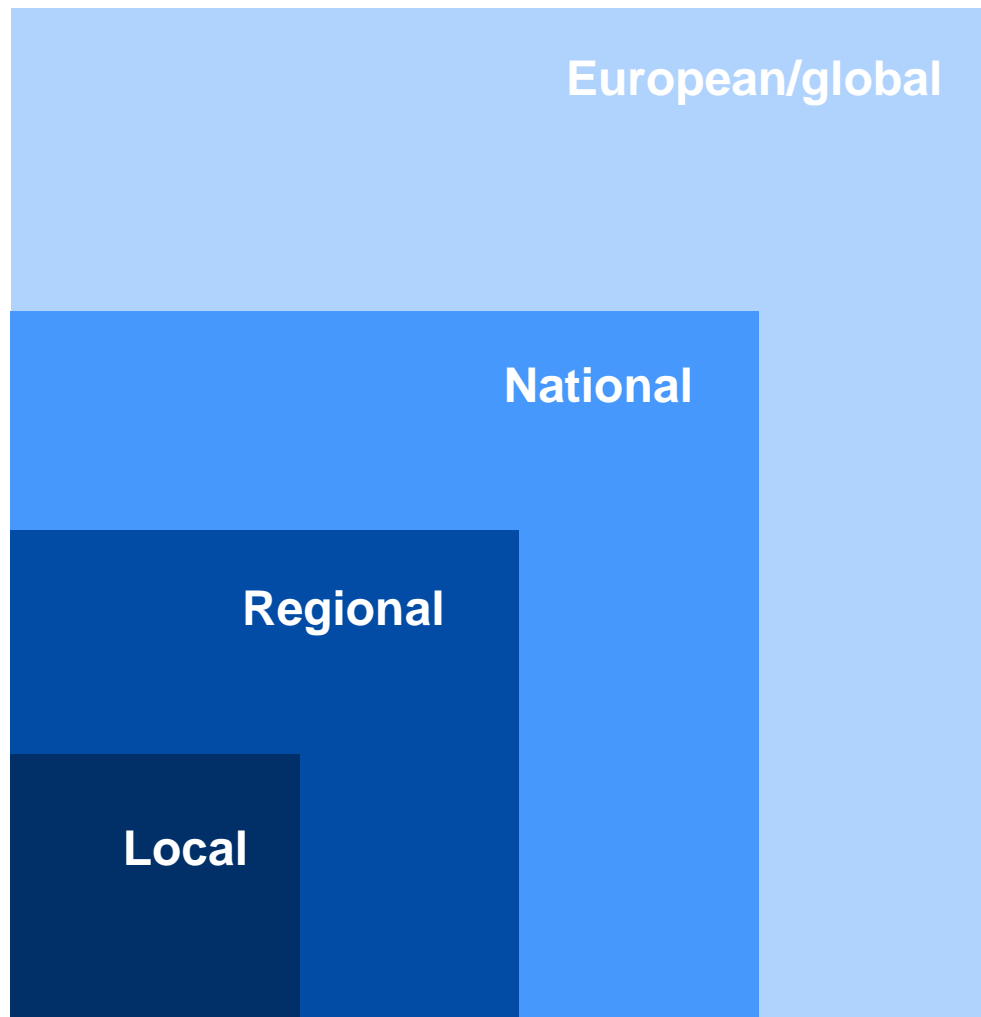
National Energy Agencies

Territorial Coordinators

Regions, Provinces

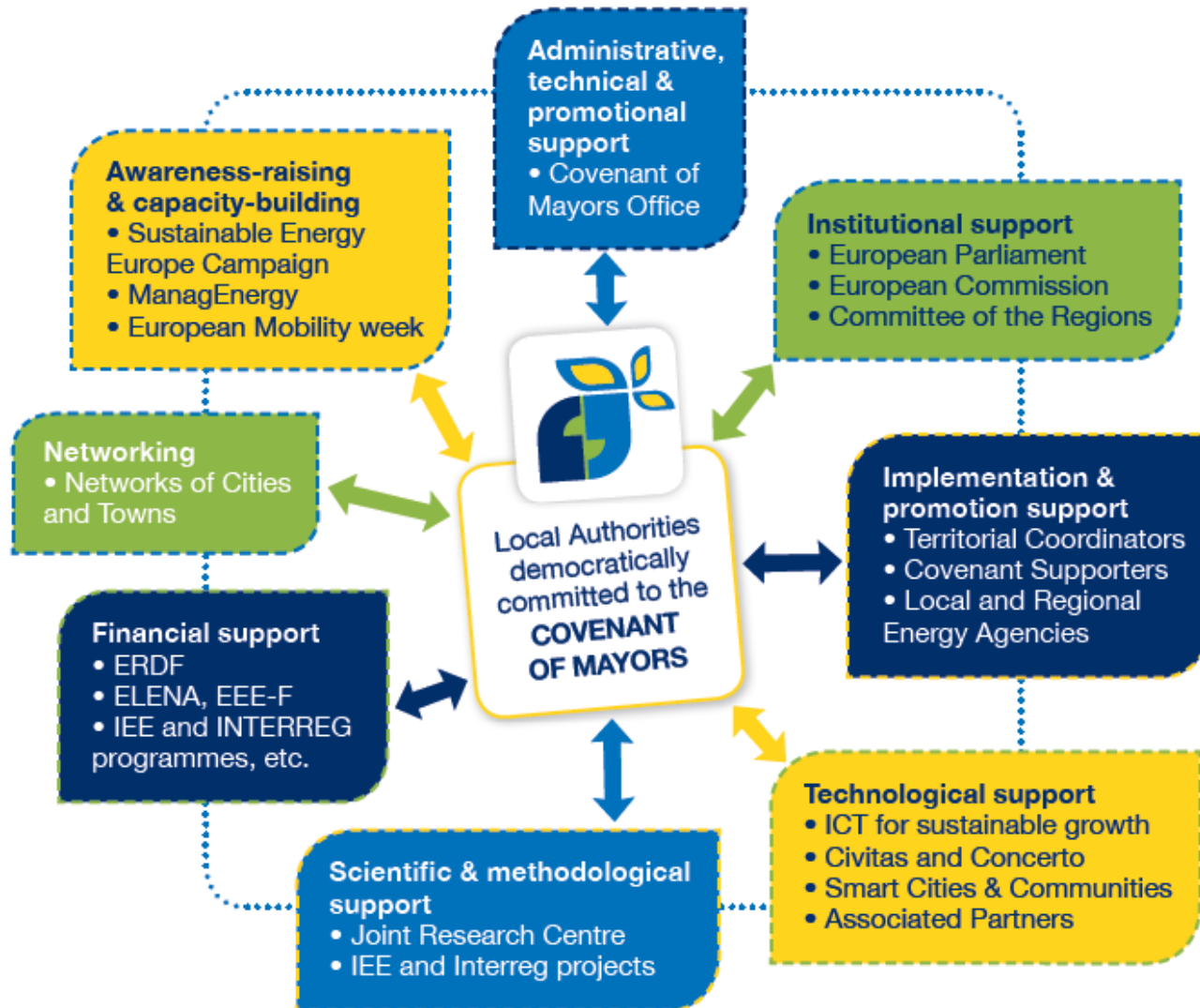
Signatories

Villages, Towns, Cities, Counties, grouping of local authorities





A Multi-level governance model





The Covenant key figures

www.eumayors.eu

... > **6,000** signatories in **52** countries



... > **250** coordinators and supporters,

... + **960** suspended cities

... ~ **4,000** Sustainable
Energy Action Plans adopted





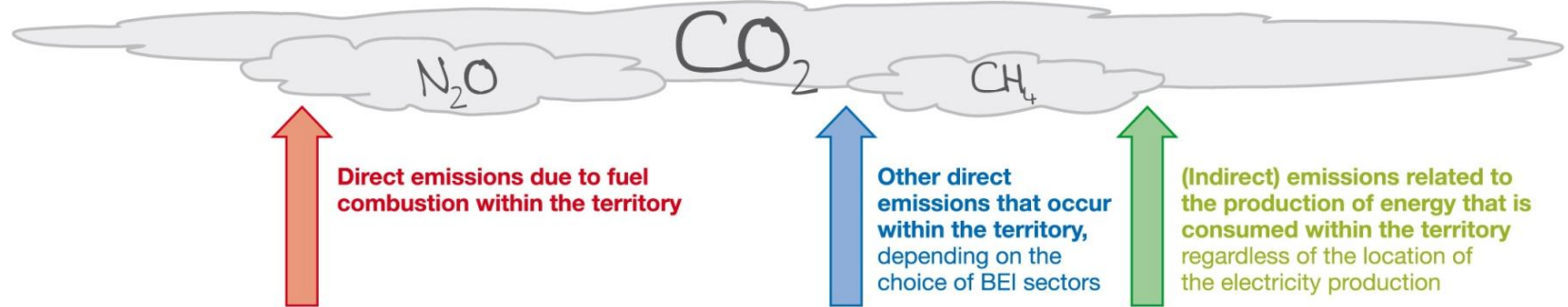
... about **29%** CO₂
emissions reduction
commitment



Sustainable Energy Action Plan

Integrated approach

www.eumayors.eu



**Buildings,
equipments
& facilities**

Transport

**Industries
(ETS
excluded)**

**Waste &
waste
water**

**Local
energy
production**

Energy Demand

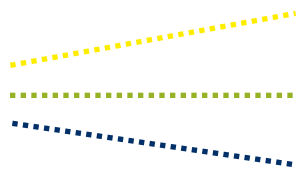
Energy Supply



The Sustainable Energy Action Plan

www.eumayors.eu

Where are you?



Where do you want to go?

How do you get there?

Baseline Emission Inventory

Analyse the current status in terms of energy use and associated CO₂ emissions.

Actions

Define a set of comprehensive actions with estimated impacts.

Vision, Objectives, Target

Agree on a vision, objectives and CO₂ emissions reduction target for 2020.



... supported by **ACTIONS**



www.eumayors.eu



8
Average tonnes of CO₂ equivalent per capita emitted in signatory cities

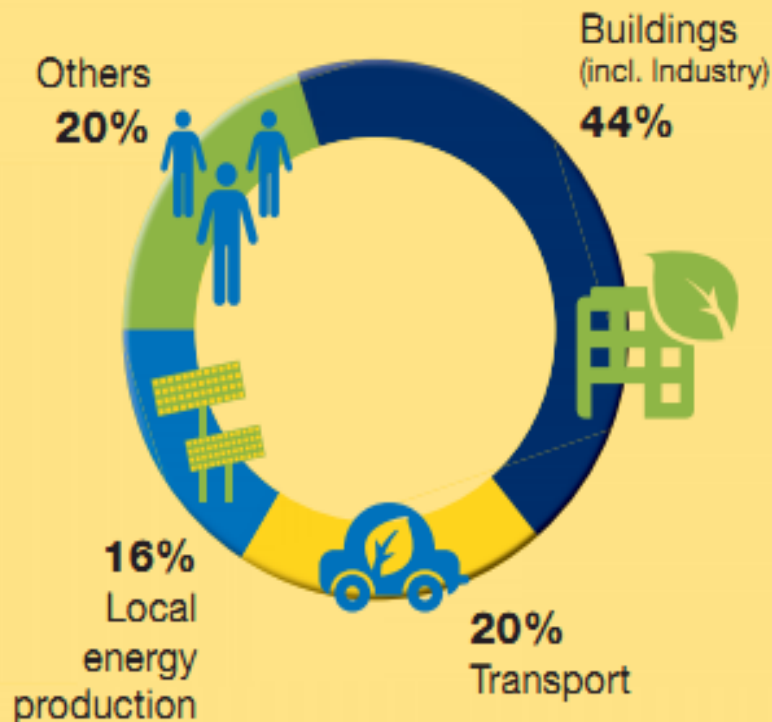


28%
Average CO₂ emission reduction target



44%
Expected CO₂ emission reduction resulting from actions in the building sector

Expected greenhouse gas emissions reduction by 2020 by field of action



Over 3900 Sustainable Action Plans submitted

Key domains

Urban mobility



Buildings



+

€4.25bn

Further
investments
committed
via ELENA

Urban planning



Decentralised generation / Renewables





Financial support

Horizon 2020 (calls EE, low carbon technologies, Smart Cities & Communities)

ELENA - EIB

Project Development Assistance (PDA)

Structural Funds (ERDF, ESF - Eur. Social Fund, Cohesion Fund)

Life+, INTERREG

Civitas 2020



Capacity building and know how



Technical assistance and development of investment plans, access to loans



Funding for Investments



Expanding horizons

www.eumayors.eu



ENERGY
SECURITY



51 countries



EU-China
Urbanisation
Partnership



Mayors Adapt



COMO
East

Bloomberg's Compact of Mayors





A Global Covenant of Mayors? 1



- Voluntary commitment
- Common concrete objectives and time lines
- Flexible approaches, open platforms
- Non-conditionality
- Reporting; name and shame
- Integration into institutional frameworks: loyalty
- ETS excluded



A Global Covenant of Mayors? 2

- Related to UNFCCC and MDG-2 processes, but not conditional to it
- Clear interest and leading role for EU, widely recognized
- Result-oriented approach; relatively low investment, with sustainable perspectives
- COP-21 at Paris, December 2015
- Lots of allies!